



# APA Enhanced Intermediate Tax-Free Strategy

ENHANCED INTERMEDIATE MATURITY, TAX-EXEMPT MUNICIPAL BOND PORTFOLIOS

## STYLE

Enhanced Interm Municipal Bond

## BENCHMARK

ICE BofAML 1-12 Year US Muni

## INCEPTION

June 30, 2009

## STRATEGY AUM

\$232.7MM

## HIGHLIGHTS

- Tailor portfolios to meet the client's specific liquidity needs and tax objectives
- Prudently manage risk by diversifying across many investment-grade municipal issuers
- Unlimited access to members of APA's Investment Team
- Active management of portfolio holdings

## ADDITIONAL INFORMATION

**Sample Portfolios:** available for standard and custom strategies

**Structured:** for investors with higher risk tolerance seeking higher yields and attractive after-tax returns

**Identify Undervalued Sectors:** through intensive fundamental credit research

**Customized Portfolios:** designed to meet client specific requirements

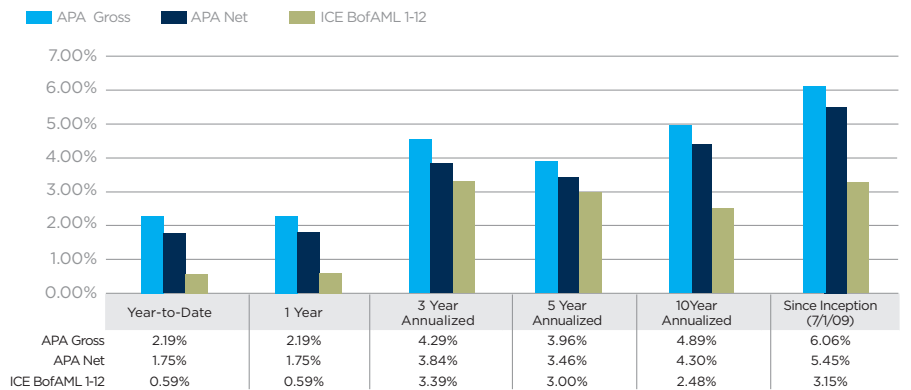
## Objective

APA's Enhanced Intermediate Tax-Free Strategy seeks to deliver a higher level of tax-exempt income through a diversified exposure to lower investment-grade rated municipal bonds and an intermediate duration structure. The strategy aims to take advantage of investment opportunities using relative-value and fundamental credit analysis to maximize total return. Investment opportunities are pursued through an investment process that has been in place for over 30 years.

## Investment Process

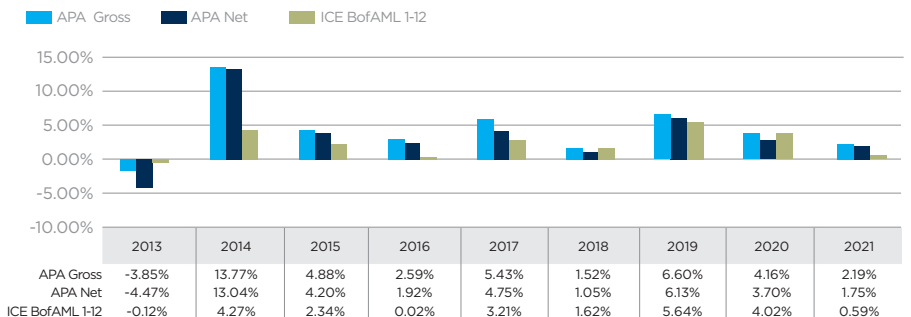
- Conducted thorough relative-value and fundamental credit analysis to take advantage of pricing inefficiencies in the market
- Bottom-up fundamental credit research is the cornerstone of our approach to investing in lower-rated, higher-yielding municipals. We combine our credit research with an investment process that emphasizes risk management and relative-value investing to achieve competitive risk-adjusted returns
- Customize portfolios to meet your clients' specific tax objectives, income requirements, and risk tolerance
- Provide ongoing internal analysis of credit quality and underlying fundamentals

## Annualized Performance as of 12/31/21



Periods less than one year are not annualized.

## Calendar Year Performance as of 12/31/21



Past performance is not indicative of future results.

## CONTACT US

ContactUs@AssetPreservationAdvisors.com

(404) 261-1333

www.AssetPreservationAdvisors.com

## Top 10 Holdings as of 12/31/21

	Rating	Date of Maturity
Chicago Ill	--/BBB+	1/1/2034
New Jersey St Transn Tr Fd Auth	Baa1/BBB	6/15/2037
Pasco Cnty Fla Sch Brd Ctfs Partn	A1/AA	8/1/2046
Illinois St	Baa2/BBB	12/1/2033
Pennsylvania St Tpk Commn Tpk Rev	A1/--	12/1/2049
Lower Colo Riv Auth Tex Rev	--/AA	5/15/2039
New Jersey Economic Dev Auth Rev	Baa1/BBB	3/4/2028
Allegheny Cnty Pa Hosp Dev Auth Rev	--/A	4/1/2044
Great Lakes Wtr Auth Mich Sew Disp Sys Rev	A1/AA-	7/1/2030
Chattanooga Health Educ And Housing Fac	Baa1/A-	8/1/2049

## Portfolio Characteristics as of 12/31/21

Average Maturity	12.30 years
Average Duration	4.99 years
Average Coupon	4.71%
Yield to Worst	1.25%
Average Credit Quality	A2/A
Number of Issuers*	20-35

\*For a typical portfolio within this strategy.

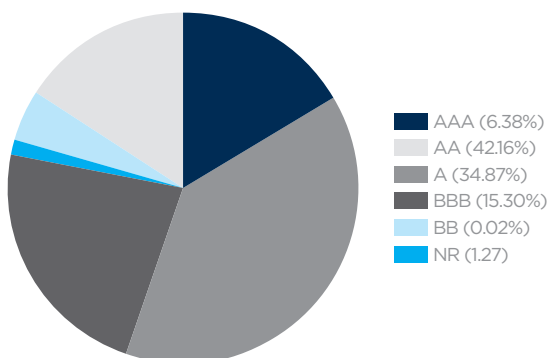
## Top 5 Sectors as of 12/31/21

Medical	27.73%
Education	18.52%
Utilities	16.56%
Transportation	16.36%
General Obligations	14.84%

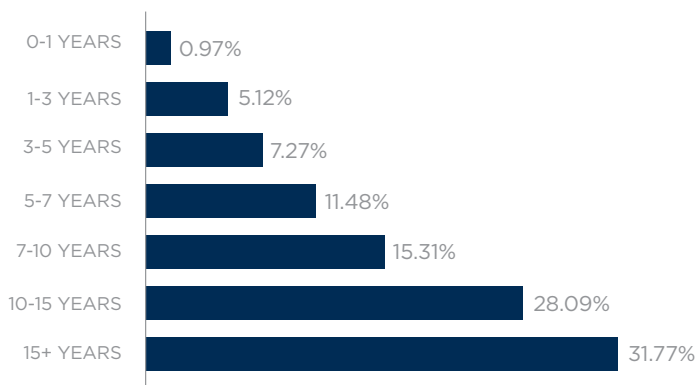
## Top 10 States as of 12/31/21

TX	11.75%	GA	5.51%
FL	11.47%	NJ	5.11%
PA	9.42%	MI	4.10%
NY	6.41%	LA	3.72%
IL	5.88%	OH	3.27%

## Credit Quality as of 12/31/21



## Maturity Breakdown as of 12/31/21



## Disclosures

Past performance is not indicative of future results. This material is not financial advice or an offer to sell any product. The performance and portfolio characteristics shown relate to the APA Enhanced Intermediate Tax-Free Strategy Composite (the "Composite") formerly High Income Tax-Exempt Composite.

Not every client's account will have these exact characteristics. The actual characteristics with respect to any particular client account will vary based on a number of factors including but not limited to: (i) the size of the account; (ii) investment restrictions applicable to the account, if any; and (iii) market predicaments at the time of investment. APA reserves the right to modify its current investment strategies and techniques based on changing market dynamics or client needs. The information provided in this report should not be considered a recommendation to purchase or sell any particular security. There is no assurance that any securities discussed herein will remain in an account's portfolio at the time you receive this report or that securities sold have not been repurchased. The securities discussed may not represent an account's entire portfolio, and in the aggregate may represent only a small percentage of an account's portfolio holdings. It should not be assumed that any of the security transactions, holdings or sectors discussed were or will prove to be profitable, or that the investment recommendations or decisions we make in the future will be profitable or will equal the investment performance of the securities discussed herein.

APA is an investment adviser registered with the U.S. Securities and Exchange Commission. Registration does not imply a certain level of skill or training. More information about the advisor including its investment strategies and objectives can be obtained by visiting [www.assetpreservationadvisors.com](http://www.assetpreservationadvisors.com). A list of composite descriptions is available upon request.

For comparison purposes, the Composite is measured against the ICE BofAML 1-12 Year US Municipal Securities Index. The ICE BofAML 1-12 Year US Municipal Securities Index is a subset of ICE BofAML US Municipal Securities Index including all securities with a remaining term to final maturity less than 12 years. The ICE BofAML Single-A Municipal Securities Index is a subset of ICE BofAML US Municipal Securities Index including all securities rated A1 through A3, inclusive. The ICE BofAML US Municipal Securities Index tracks the performance of US dollar denominated investment grade tax-exempt debt publicly issued by US states and territories, and their political subdivisions, in the US domestic market. The volatility (standard deviation) of the Composite may be greater than that of the index. It is not possible to invest in any index.

Returns are presented gross and net of investment advisory fees and include the reinvestment of all income. Gross returns will be reduced by investment advisory fees and other expenses that may be incurred in the management of the account.

The fee schedule for APA's investment advisory services for separately managed accounts in the Composite is 0.65% on net assets under management. Actual investment advisory fees incurred by clients may vary. A complete description of APA's fee schedule can be found in Part 2 of its FORM-ADV which is available at [www.assetpreservationadvisors.com](http://www.assetpreservationadvisors.com) or by calling (404) 261-1333.

On 12/31/2020, APA changed the primary benchmark for the Composite from the ICE BofAML Single-A Municipal Securities Index to the ICE BofAML 1-12 Year US Municipal Securities Index, as certain characteristics of the ICE BofAML 1-12 Year US Municipal Securities Index benchmark are more in line with the Composite. Changes applied retroactive to the start of the Composite.

The ICE BofA BBB Municipal Securities Index served as a supplemental index for the Composite from 01/01/2020 until 12/31/2020, when APA removed it all-together as a comparison for the Composite, as the ICE BofA BBB Municipal Securities Index has become no longer representative of the Composite.

## **APA Enhanced Intermediate Tax-Exempt Composite**

**Past performance is not indicative of future results.** This material is not financial advice or an offer to sell any product. The performance and portfolio characteristics shown relate to the APA Enhanced Intermediate Tax-Exempt Composite (the "Composite").

Composite Description: Asset Preservation Advisors ("APA") uses a fixed income strategy that purchases high income municipal bonds. The investment objective of the Composite is to provide a high level of income exempt from Federal income tax by investing primarily in medium to low quality municipal bonds with a targeted average maturity between 0 to 30 years. The secondary goal is capital appreciation.

Not every client's account will have these exact characteristics. The actual characteristics with respect to any particular client account will vary based on a number of factors including but not limited to: (i) the size of the account; (ii) investment restrictions applicable to the account, if any; and (iii) market predicaments at the time of investment. APA reserves the right to modify its current investment strategies and techniques based on changing market dynamics or client needs. The information provided in this report should not be considered a recommendation to purchase or sell any particular security. There is no assurance that any securities discussed herein will remain in an account's portfolio at the time you receive this report or that securities sold have not been repurchased. The securities discussed may not represent an account's entire portfolio, and in the aggregate may represent only a small percentage of an account's portfolio holdings. It should not be assumed that any of the security transactions, holdings or sectors discussed were or will prove to be profitable, or that the investment recommendations or decisions we make in the future will be profitable or will equal the investment performance of the securities discussed herein.

APA is an investment adviser registered with the U.S. Securities and Exchange Commission. Registration does not imply a certain level of skill or training. More information about the advisor including its investment strategies and objectives can be obtained by visiting [www.assetpreservationadvisors.com](http://www.assetpreservationadvisors.com). A list of composite descriptions is available upon request.

The Composite contains fully discretionary, fee paying accounts with a minimum asset level of \$1MM. For comparison purposes, the Composite is measured against the ICE BofAML 1-12 Year US Municipal Securities Index. The ICE BofAML 1-12 Year US Municipal Securities Index is a subset of ICE BofAML US Municipal Securities Index including all securities with a remaining term to final maturity less than 12 years. The ICE BofAML Single-A Municipal Securities Index is a subset of ICE BofAML US Municipal Securities Index including all securities rated A1 through A3, inclusive. The ICE BofAML US Municipal Securities Index tracks the performance of US dollar denominated investment grade tax-exempt debt publicly issued by US states and territories, and their political subdivisions, in the US domestic market. Qualifying securities must have at least one-year remaining term to final maturity, at least 18 months to final maturity at the time of issuance, a fixed coupon schedule and an investment grade rating (based on an average of Moody's, S&P and Fitch). Minimum size requirements vary based on the initial term to final maturity at time of issuance. Securities with an initial term to final maturity greater than or equal to one year and less than five years must have a current amount outstanding of at least \$10 million. Securities with an initial term to final maturity greater than or equal to five years and less than ten years must have a current amount outstanding of at least \$15 million. Securities with an initial term to final maturity of ten years or more must have a current amount outstanding of at least \$25 million. The call date on which a pre-refunded bond will be redeemed is used for purposes of determining qualification with respect to final maturity requirements. Original issue zero coupon bonds are included in the Index. Taxable municipal securities, 144a securities and securities in legal default are excluded from the Index. The volatility (standard deviation) of the Composite may be greater than that of the index. It is not possible to invest in any index. On 12/31/2020, APA changed the primary benchmark for the Composite from the ICE BofAML Single-A Municipal Securities Index to the ICE BofAML 1-12 Year US Municipal Securities Index, as certain characteristics of the ICE BofAML 1-12 Year US Municipal Securities Index benchmark are more in line with the Composite. Changes applied retroactive to the start of the Composite. Relative to the change in benchmarks, it was decided that, in presentations or any other means by which performance may be presented, the historical data for the previous benchmark would be replaced by historical and current data for the new benchmark (i.e., ICE BofAML Single-A Municipal Securities Index data replaced with the ICE BofAML 1-12 Year US Municipal Securities Index). The ICE BofA BBB Municipal Securities Index served as a supplemental index for the Composite from 01/01/2020 (when APA changed the benchmark for the Composite from the ICE BofA BBB Municipal Securities Index to the ICE BofAML Single-A Municipal Securities Index) until 12/31/2020, when APA removed it all-together as a comparison for the Composite, as the ICE BofA BBB Municipal Securities Index has become no longer representative of the Composite. Leverage, derivatives or short positions are not used in this Composite. The annual composite dispersion is an equal-weighted standard deviation calculated for the accounts in the composite for the entire year. For this Composite, APA defines a significant cash flow as greater than or equal to 30% of an account's market value at the beginning of the measurement period. Accounts removed from the composite due to significant cash flows will be excluded until the account meets the Composite's requirements. This significant cash flow policy has been applied for the entire history of the Composite. Effective May 2019 if 80% or more of the external cash flow's value is comprised of in-kind bonds that meet requirements of the strategy, that account is not removed from the Composite. The U.S. Dollar is used

to express performance. The APA Enhance Intermediate Tax-Exempt Composite was created December 31, 2011. The Composite's inception date is June 30, 2009.

Asset Preservation Advisors, Inc. claims compliance with the Global Investment Performance Standards (GIPS®) and has prepared and presented this report in compliance with the GIPS standards. Asset Preservation Advisors, Inc. has been independently verified for the periods January 1, 2004 through December 31, 2020. A copy of the verification report is available upon request. A firm that claims compliance with the GIPS standards must establish policies and procedures for complying with all the applicable requirements of the GIPS standards. Verification provides assurance on whether the firm's policies and procedures related to composite and pooled fund maintenance, as well as the calculation, presentation, and distribution of performance, have been designed in compliance with the GIPS standards and have been implemented on a firm-wide basis. Verification does not provide assurance on the accuracy of any specific performance report.

The three-year annualized standard deviation measures the variability of the composite using gross returns, and the benchmark returns over the preceding 36-month period. The standard deviation is not presented for 2002 through 2010 because monthly composite and benchmark returns were not available and is not required for periods prior to 2011. Prior to January 2010 composite returns were calculated quarterly, therefore monthly returns for the 36-month period ended December 31, 2011 are not available and the standard deviation of the composite and benchmark are not presented.

Returns are presented gross and net of investment advisory fees and include the reinvestment of all income. Gross returns will be reduced by investment advisory fees and other expenses that may be incurred in the management of the account. For example, a 0.50% annual fee deducted quarterly (0.125%) from an account with a ten-year annualized growth rate of 5% will produce a net result of 4.4%. Actual performance results will vary from this example. Net returns were calculated using the highest management fee charged within the Composite through December 31, 2017. From January 2018 to present, APA uses actual fees to calculate net of fee performance. The Firm's policies for valuing portfolios, calculating performance, and preparing GIPS reports are available upon request.

The fee schedule for APA's investment advisory services for separately managed accounts in the APA Enhanced Intermediate Tax-Exempt Composite is 0.65% on net assets under management. Actual investment advisory fees incurred by clients may vary. A complete description of APA's fee schedule can be found in Part 2 of its FORM-ADV which is available at [www.assetpreservationadvisors.com](http://www.assetpreservationadvisors.com) or by calling (404) 261-1333.

Year End	Total Firm	Composite Assets			Annual Performance Results				3 Year Standard Deviation	
	Assets (millions)	USD (millions)	Number of Accounts	% of Wrap Portfolios	Composite Gross <sup>1</sup>	Composite Net	ICE BofAML 1-12	Composite Dispersion <sup>2</sup>	Composite	ICE BofAML 1-12
2020	4,659	141	25	6%	4.16%	3.70%	4.02	1.0%	3.7%	2.8%
2019	4,144	187	25	3%	6.59%	6.13%	5.64%	0.7%	2.0%	1.8%
2018	3,710	183	24	0%	1.52%	1.05%	1.62%	0.3%	3.1%	2.4%
2017	3,250	158	19	0%	5.43%	4.75%	3.21%	0.5%	3.3%	2.4%
2016	2,366	151	17	0%	2.59%	1.92%	0.02%	1.0%	3.6%	2.4%
2015	2,029	154	13	0%	4.88%	4.20%	2.34%	0.4%	4.4%	2.1%
2014	1,988	149	12	0%	13.77%	13.04%	4.27%	2.7%	4.7%	2.2%
2013	1,914	104	12	0%	(3.85)%	(4.47)%	(0.12)%	1.7%	4.8%	2.5%
2012	1,864	56	7	0%	12.82%	12.09%	3.40%	0.0%	4.1%	2.5%
2011	1,928	38		<5	10.72%	10.01%	7.58%	NA	NA	NA
2010	1,479	19		<5	5.97%	5.29%	3.04%	NA	NA	NA

<sup>1</sup> Composite Gross Results for 2019 are supplemental information. The returns are a mix of pure gross and true gross-of-fee results.

<sup>2</sup> Utilizes Gross Returns for Composite Dispersion calculation.